

1st Grade ELD Packet – Week 1

Paquete de 1 er grado (ELD)

Day 1:

- Have students complete the Fry Sight Word crossword puzzle. Then have them practice reading Sight Words aloud.
- Haga que los estudiantes completen el crucigrama de Fry Sight Word. Luego pídeles que practiquen la lectura de las palabras en voz alta.

Day 2:

- Have students complete pages 2 and 3 of the packet. For page 2, they should read the word, spell it, and write it. On page 3, their goal is to rewrite the words in ABC order.
- Haga que los estudiantes completen las páginas 2 y 3 del paquete. Para la página 2, deben leer la palabra, deletrearla y escribirla. En la página 3, su objetivo es reescribir las palabras en orden ABC.

Day 3:

- Page 4 of the packet encourages students to match word pairs with contractions.
- La página 4 del paquete anima a los estudiantes a unir pares de palabras con contracciones.

Days 4/5:

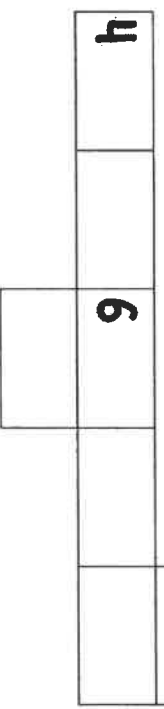
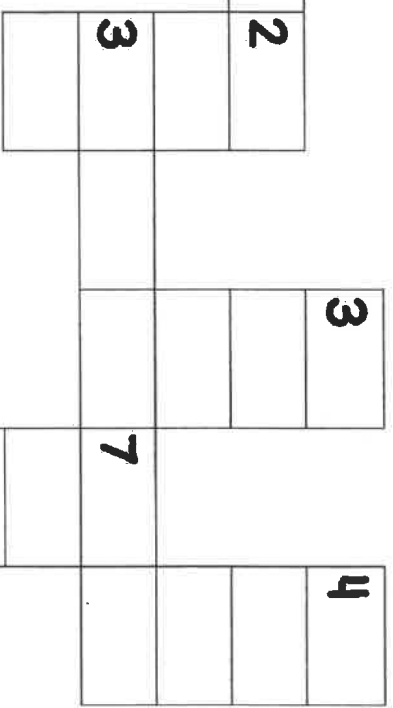
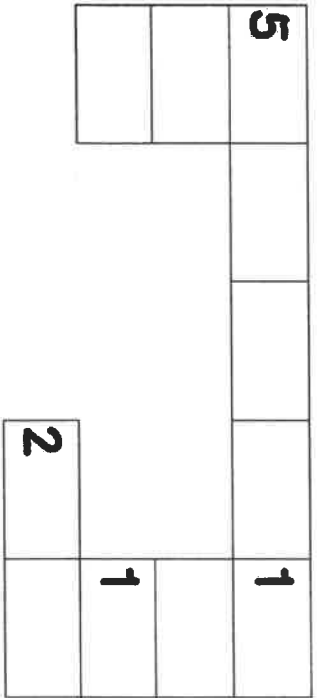
- The last page asks students to write what they would do if they were stuck inside for an entire month.
- La última página les pide a los estudiantes que escriban qué harían si estuvieran atrapados durante un mes entero.
- Encourage your student to read a book for 30 minutes.
- Anime a su estudiante a leer un libro por 30 minutos.

Name _____

Fry Sight Word Crossword Puzzles (1st 100)

WORD

- and
- at
- down
- each
- if
- first
- for
- part
- that
- water
- which
- YOUR



ACROSS

1. The cat is black _____ white.
2. Where are you _____?
3. Get a drink of _____.
4. _____ way do we go?
5. You can go _____.

DOWN

1. I see _____ dog.
2. She went _____ the hill.
3. I saw _____ of the movie.
4. Is that _____ hat?
5. Get one _____ me.
6. What _____ we don't go?
7. We _____ get one.


Name: _____

Say and Spell


Say the name of each picture. Write the word.



f	r	o	g
---	---	---	---



--	--	--	--



--	--	--	--



--	--	--	--



--	--	--	--



--	--	--	--



--	--	--	--

Name: _____

Alphabetical Order

Write these words in alphabetical order. For more fun, write each word on a sticky note. Have a family member hide them, and you can try to find them and read them.

can

play

what

find

look

read

that

Name: _____

Draw a line between the contractions. Use each one in a sentence (you can say the sentence out loud and also write it down on a piece of paper).

can not

we're

is not

she's

I am

can't

she is

I'm


we are

isn't

Name: _____

If I Were Stuck Inside for an Entire Month

What Lives in the Ocean?



A coral reef

The ocean is full of life. What are some things that live in the ocean?

Lots of things live near the top of the ocean. For example, algae grows there. Algae are like tiny plants. They are food for many animals.

Coral reefs often live in the water near coasts. Seaweed and water plants grow there. Many kinds of fish live there too.

Other things live in the open ocean, farther from land. Some whales and dolphins live in the open ocean. They still live near the top of the water, though.

Deep in the ocean, there is less life. There is less food for animals. And the only light comes from animals that glow!

