



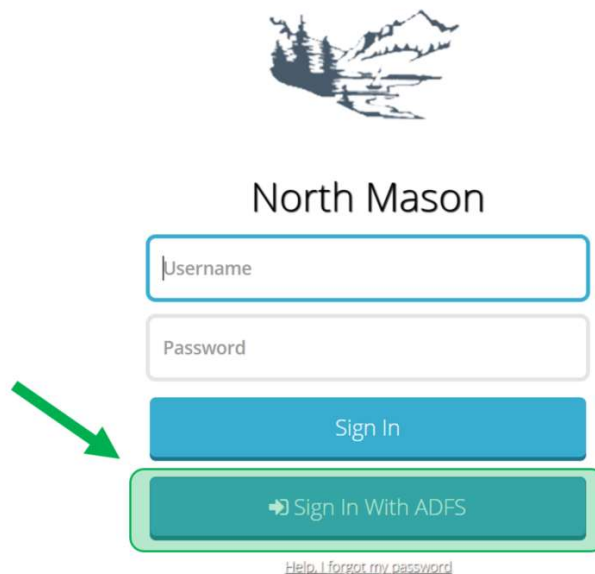
Single Sign-On technology allowing you to access everything you need with just one login!

Dear Students and Staff,

Your technology team has spent a lot of time researching different single sign on applications. We're pleased to share that North Mason has adopted ClassLink, a single sign-on platform that will allow you to use one username and password to access everything you need.

Here is how to get started:

1. Go to this website: <https://launchpad.classlink.com/nmsd>
2. There are two different ways to login. When you're on the NMSD network (at school) or when not on the network (from home).
 1. When signing on while at school, leave Username and Password field blank and select **"Sign in with ADFS"**



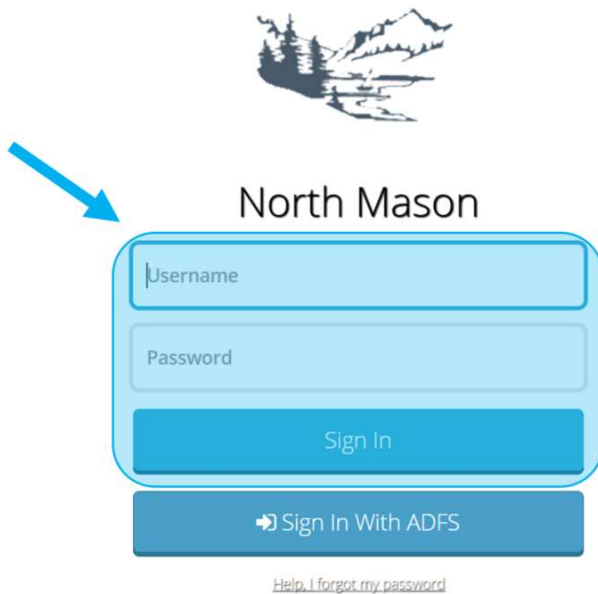
2. You will be redirected to our ADFS site, this is where you will sign in using your Email address and Password.

North Mason Schools District

Sign in with your organizational account

Sign in

3. When signing in outside of school (such as at home) you will type in your network username and password and click **“Sign In”**



Once you have logged in, you will see a number of applications already available to you. And we will continue to add applications throughout the school year.

Here's how to learn more:


Learn about navigating ClassLink via the company's Support website:

<http://docs.classlink.com/docs/1-logging-in>

Download ClassLink training materials and reference guides:

<http://docs.classlink.com/docs/trainingmaterial>

You can download ClassLink to your mobile device simply by searching for ClassLink in your app store and using the same information above (Step 3) to login. Code = **nmsd**



If you have questions, you can contact your school support team or email ClassLink directly: support@classlink.com.

Thank You!
North Mason Technology Department